



STANDARD VERSIONS OF 6.4t CAPACITY AXLES AND SUSPENSIONS

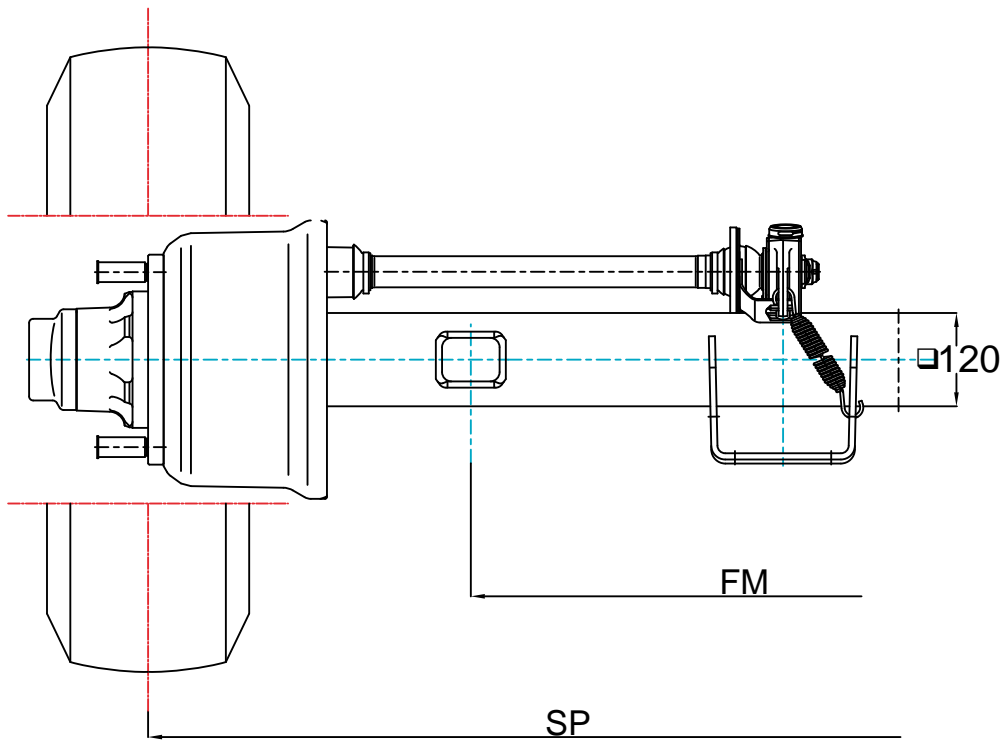
other versions are available on request

Brake Type	Wheel size and Type	Axle Type	Track width SP (mm)	Spring centres FM (mm)	Ride height range FH (mm)	Typical tyre used
SN3015 Drum Brake	For 17.5" & 19.5" Single centre nave wheels 10 off M22 studs on 225 pcd	NHS 6410 ECOMaxx	2150	1200	ALU Underslung from 175 to 300	235/75 R17.5 245/70 R17.5 265/70 R19.5 285/70 R19.5
			2010	1100	ALM, ALMT, ALO Overslung from 245 to 510	
SN3015 Drum Brake	For 15" & 17.5" Twin standard offset wheels 10 off M22 studs on 225 pcd	NHZ 6410 ECOMaxx	1950	1100	ALU Underslung from 175 to 300	205/70 R15 205/80 R15 205/65 R17.5
			1830	980	ALM, ALMT, ALO Overslung from 245 to 510	

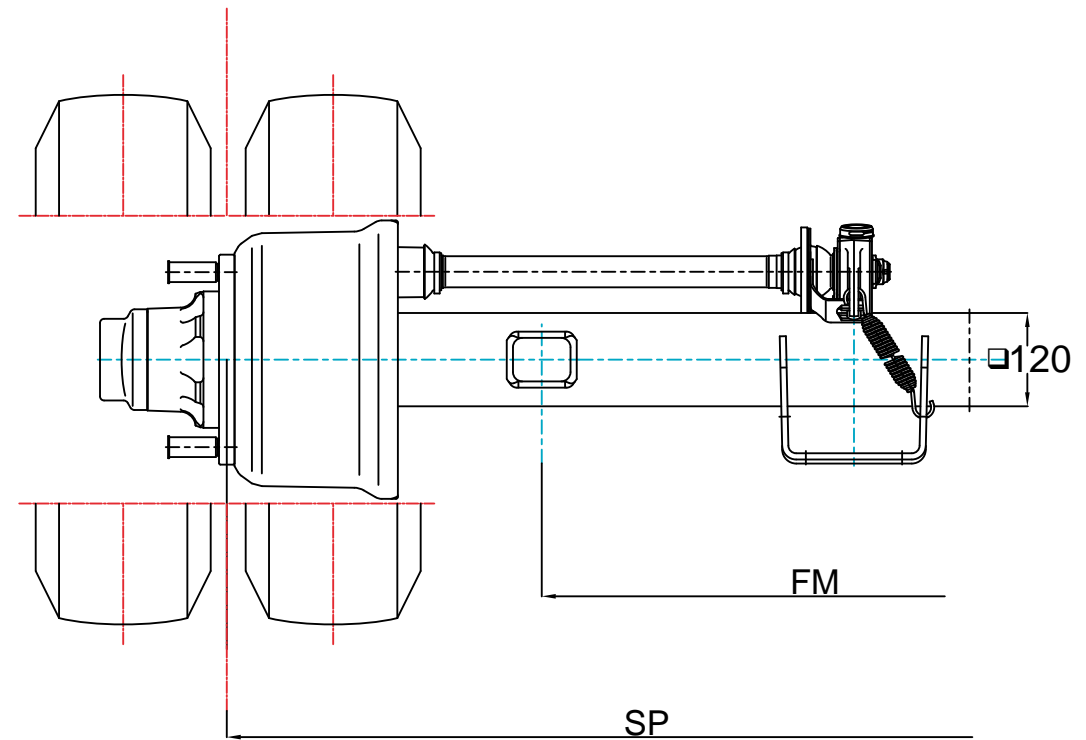
TECHNICAL DATA - 6.4T CAPACITY AXLES



NHS 6410 ECOMaxx



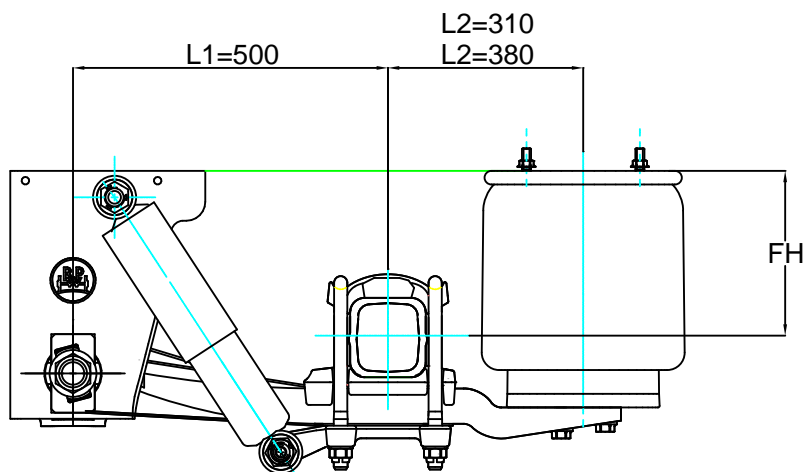
NHZ 6410 ECOMaxx



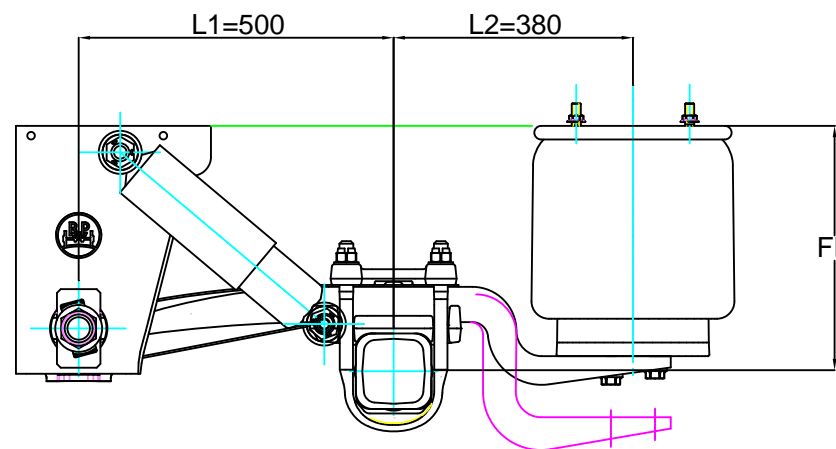
TECHNICAL DATA - ALII SUSPENSIONS 6.4T CAPACITY AXLES



ALU Single Leaf Underslung Suspension



ALM & ALMT Single Leaf Overslung Suspension



ALO Single Leaf Overslung Suspension

